


| | |
|---------------------------------|--|
| LEVO Dealer: | Date: |
| Dealer reference / Client name: | Anglikerstrasse 20 CH-5610 Wohlen Phone: +41 56 618 44 11 Fax: +41 56 618 44 10 e-mail: office@levo.ch |
| Order number: | |

Standard configuration 60.001.6910

- Transport dimensions: width 64 cm, length 98 cm, height 50 cm (incl. footplate)
- M/M Wheelchair: manual driving, sitting and standing
- Seat plate and backrest upholstery
- Fold down backrest and angle adjustable
- One hand operated right or left with gas springs
- Standard colors: platinum, red, yellow, blue or black
- Two-piece flip-up footrest
- Legrest not removable
- Pneumatic rear wheels and pump
- Chest strap and knee support with wedge



Anthropometric Data



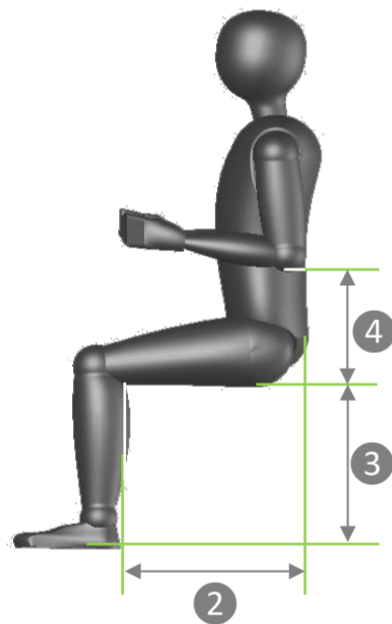
1 Hip width

Please check the correct box according to the measured hip width in a sitting position:

35 cm 48 cm

Seat width:

| | |
|-------|-------------|
| 35 cm | Option |
| 38 cm | Option |
| 40 cm | Option |
| 42 cm | Option |
| 45 cm | Option |
| 48 cm | 60.004.6910 |



2 Upper leg length

There are two seat frame sizes available for the LAE: S - M and L - XL. The upper leg length determines which frame size and which armrest size to choose for the wheelchair.

Please fill in the measured upper leg length:

Upper leg length: 35 cm 62,2 cm

Example:

Upper leg length 35 cm
- 6 cm
Seat upholstery depth 29.0 cm

Seat upholstery depth:

| | | |
|------------|---------|--------|
| S-M Frame | 29.0 cm | Option |
| | 31.2 cm | Option |
| | 33.4 cm | Option |
| | 35.6 cm | Option |
| | 37.8 cm | Option |
| 40.0 cm | Option | |
| L-XL Frame | 43.0 cm | Option |
| | 45.2 cm | Option |
| | 47.4 cm | Option |
| | 49.6 cm | Option |
| | 51.8 cm | Option |
| | 54.0 cm | Option |

3 Lower leg length

The lower leg length determines the footrest position and the seat height of the wheelchair. The seat height determines the wheel size and with that the total height of the wheelchair.

Please fill in the measured lower leg length:

Lower leg length: 36 cm 56 cm

Please check the desired seat height and footrest position, under consideration of the seat cushion thickness.

Example:

Lower leg length 51 cm
Seat cushion height - 3 cm
Footrest position 48 cm

Footrest position:

| | | |
|----------------|-------|--------|
| Seat height 48 | 36 cm | Option |
| | 38 cm | Option |
| | 40 cm | Option |
| | 42 cm | Option |
| | 44 cm | Option |
| | 46 cm | Option |
| | 48 cm | Option |
| | 50 cm | Option |
| Seat height 51 | 52 cm | Option |
| | 54 cm | Option |
| | 56 cm | Option |
| | 58 cm | Option |
| Seat height 54 | 60 cm | Option |
| | 62 cm | Option |
| | 64 cm | Option |
| Seat height 57 | 66 cm | Option |
| | 68 cm | Option |

Now you may choose between seat height 51, 54 or 57 cm

Please measure the anthropometric data as shown. If possible, the user should be in a sitting position and wearing shoes.

Wheels and position

| | | | | |
|--|---------------------------|-------|--------------------------|-------------|
| Floor to seat height in the front, measured without seat cushion | Rear wheel 22", castor 5" | 48 cm | <input type="checkbox"/> | Option |
| | Rear wheel 24", castor 5" | 51 cm | <input type="checkbox"/> | Standard |
| | Rear wheel 24", castor 5" | 54 cm | <input type="checkbox"/> | Option |
| | Rear wheel 26", castor 6" | 57 cm | <input type="checkbox"/> | 60.004.0010 |

User weight

The weight of the user determines the gas spring force. The maximum user weight is 120 kilograms. Please fill in the box.

| | | | |
|--|-------|--------------------------|--------|
| For user weight 40 - 60 kg (88 - 132 lbs), standard for seat depth S | 400 N | <input type="checkbox"/> | Option |
| For user weight 60 - 80 kg (132 - 176 lbs), standard for seat depth M | 500 N | <input type="checkbox"/> | Option |
| For user weight 80 - 100 kg (176 - 220 lbs), standard for seat depth L | 600 N | <input type="checkbox"/> | Option |
| For user weight 100 - 120 kg (220 - 264 lbs), standard for seat depth XL | 700 N | <input type="checkbox"/> | Option |

Frame color

| | | | |
|--------------------|------------|--------------------------|-------------|
| Platinum | | <input type="checkbox"/> | Standard |
| Red | | <input type="checkbox"/> | Option |
| Yellow | | <input type="checkbox"/> | Option |
| Blue | | <input type="checkbox"/> | Option |
| Black | | <input type="checkbox"/> | Option |
| Blue metallic | | <input type="checkbox"/> | 60.008.0020 |
| Green metallic | | <input type="checkbox"/> | 60.008.0020 |
| Red metallic | | <input type="checkbox"/> | 60.008.0020 |
| Silver metallic | | <input type="checkbox"/> | 60.008.0020 |
| Orange reflex | | <input type="checkbox"/> | 60.008.0030 |
| Lemon reflex | | <input type="checkbox"/> | 60.008.0030 |
| Silver reflex | | <input type="checkbox"/> | 60.008.0030 |
| Aluminium polished | | <input type="checkbox"/> | 60.008.0050 |
| Traffic white | RAL: 9016 | <input type="checkbox"/> | 60.008.0010 |
| Other RAL color | RAL: _____ | <input type="checkbox"/> | 60.008.0010 |

Stand-up operation

| | | |
|-------|--------------------------|----------|
| Right | <input type="checkbox"/> | Standard |
| Left | <input type="checkbox"/> | Option |

Armrest color

| | | |
|---------------------------------|--------------------------|----------|
| Black | <input type="checkbox"/> | Standard |
| Other armrest colors on request | | |

Backrest



| | | | |
|--|-------|--------------------------|-------------|
| Standard sling backrest height | 31 cm | <input type="checkbox"/> | Standard |
| | 33 cm | <input type="checkbox"/> | Option |
| | 35 cm | <input type="checkbox"/> | Option |
| | 37 cm | <input type="checkbox"/> | Option |
| | 39 cm | <input type="checkbox"/> | Option |
| | 41 cm | <input type="checkbox"/> | Option |
| ① V-Trak standard backrest, height 40 cm | | <input type="checkbox"/> | 60.009.0020 |
| ② V-Trak medium backrest, height 60 cm | | <input type="checkbox"/> | 60.009.0030 |
| V-Trak high backrest, height 80 cm | | <input type="checkbox"/> | 60.009.0040 |
| V-Trak Axxis reduced height backrest, height 31 cm | | <input type="checkbox"/> | 60.009.0070 |
| V-Trak Axxis low backrest, height 40 cm | | <input type="checkbox"/> | 60.009.0050 |
| V-Trak Axxis high backrest, height 61 cm | | <input type="checkbox"/> | 60.009.0060 |
| Without backrest, be aware net price is lower after discount | | <input type="checkbox"/> | 60.109.6810 |

Backrest options

Backrest extension 15 cm, for standard backrest

| | | | | | | |
|--------------|-------------|-------------|-------------|-------------|-------------|-------------|
| Seat width ► | 35 | 38 | 40 | 42 | 45 | 48 |
| Height ▼ | | | | | | |
| 15 cm | 32.064.1735 | 32.064.1738 | 32.064.1740 | 32.064.1742 | 32.064.1745 | 32.065.1748 |

| | | |
|-------------------------------------|--------------------------|-----------|
| V-Trak backrest extension, 20 cm/8" | <input type="checkbox"/> | 32.069.99 |
|-------------------------------------|--------------------------|-----------|

Backrest angle

| | | |
|-----|--------------------------|----------|
| 85° | <input type="checkbox"/> | Option |
| 90° | <input type="checkbox"/> | Standard |
| 95° | <input type="checkbox"/> | Option |

Seat cushion with memory foam depending on the seat depth and seat width



| Seat width ▶ | 35 | 38 | 40 | 42 | 45 | 48 |
|--------------|-------------|-------------|-------------|-------------|-------------|-------------|
| Seat depth ▼ | | | | | | |
| S | 30.100.3740 | 30.100.3770 | 30.100.3780 | 30.100.3790 | 30.100.3800 | 30.100.3802 |
| M | 30.100.3822 | 30.100.3820 | 30.100.3830 | 30.100.3840 | 30.100.3850 | 30.100.3855 |
| L | 30.100.3857 | 30.100.3860 | 30.100.3870 | 30.100.3880 | 30.100.3890 | 30.100.3900 |
| XL | 30.100.3907 | 30.100.3910 | 30.100.3920 | 30.100.3930 | 30.100.3940 | 30.100.3950 |

Additional seat cushion cover

| Seat width ▶ | 35 | 38 | 40 | 42 | 45 | 48 |
|--------------|-------------|-------------|-------------|-------------|-------------|-------------|
| Seat depth ▼ | | | | | | |
| S | 30.100.3741 | 30.100.3771 | 30.100.3781 | 30.100.3791 | 30.100.3801 | 30.100.3804 |
| M | 30.100.3823 | 30.100.3821 | 30.100.3831 | 30.100.3841 | 30.100.3851 | 30.100.3854 |
| L | 30.100.3858 | 30.100.3861 | 30.100.3871 | 30.100.3881 | 30.100.3891 | 30.100.3901 |
| XL | 30.100.3908 | 30.100.3911 | 30.100.3921 | 30.100.3931 | 30.100.3941 | 30.100.3951 |

Urin proof seat cushion cover

| Seat width ▶ | 35 | 38 | 40 | 42 | 45 | 48 |
|--------------|-------------|-------------|-------------|------------|-------------|------------|
| Seat depth ▼ | | | | | | |
| S | 30.100.3743 | on request | on request | on request | on request | on request |
| M | 30.100.3824 | 30.100.3864 | on request | on request | on request | on request |
| L | on request | 30.100.3863 | 30.100.3873 | on request | 30.100.3892 | on request |
| XL | on request | on request | on request | on request | on request | on request |

Headrest



- ① V-Trak headrest standard, *only in combination with V-Trak Axxis backrest*
 - ② V-Trak headrest winged, *only in combination with V-Trak Axxis backrest*
- Track extension for V-Trak head support, for V-Trak 60 and 80 cm

| | |
|--|-------------|
| | 02.067.116 |
| | 02.067.117 |
| | 02.009.0028 |

Lateral supports and hardware



V-Trak lateral support, pad and cover

| | | | |
|--------|-------|--|-------------|
| Medium | Right | | 32.068.0030 |
| Medium | Left | | 32.068.0040 |

V-Trak lateral support, pad and cover

| | | | |
|-------|-------|--|-------------|
| Large | Right | | 32.068.0010 |
| Large | Left | | 32.068.0020 |

Knee support



- ① Standard knee support
- ② Rectangular knee wedge

| | |
|--------|----------|
| | Standard |
| 50x100 | Option |
| 60x100 | Option |
| 80x100 | Option |
| 50x150 | Option |
| 80x150 | Option |



- ③ Conical knee wedge, *gives more support, in particular with spasticity*

| | |
|-------------|-------------|
| 50-100x100 | 60.011.0020 |
| 90-140x100 | 60.011.0020 |
| 130-180x100 | 60.011.0020 |



- ④ Sports knee support

| | |
|--|-------------|
| | 60.011.0050 |
|--|-------------|

- ④ Rigid knee support

| | |
|---------------------|-------------|
| Size S (10 - 12 cm) | 60.011.0060 |
| Size M (14 - 16 cm) | 60.011.0060 |

Footrest



- ① Two-piece flip-up footrest

| | |
|--|----------|
| | Standard |
|--|----------|

- ① One piece footrest, fixed

| | |
|--|--------|
| | Option |
|--|--------|

Footrest



- ② One piece footrest, flip-up backwards, *not in combination with footrest height adapter*

| |
|-------------|
| 60.003.0050 |
|-------------|
- ③ Footrest height adapter

| | |
|------------------------------|-------------|
| For seat width 38, 45, 48 | 60.003.0070 |
| For seat width 40 and 42 cm* | 60.003.0080 |

*For users with short lower leg length. Footrest will be 3 cm narrower than the seat width.
Only possible with one piece fixed footrest.
- ④ Easy transfer foot plate, *foot plate is closer to the floor which makes transfers easier*

| | |
|-------|-------------|
| 20 cm | 60.003.0120 |
| 26 cm | 60.003.0130 |
- Legrest removable for transport

| |
|-------------|
| 60.003.0060 |
|-------------|
- Non-slip footrest surface

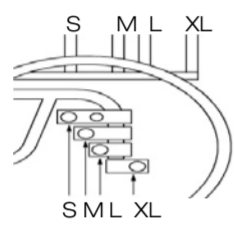
| |
|-------------|
| 60.003.0040 |
|-------------|

Foot plate angle

Foot plate is adjustable in all three angles.

| | |
|------|----------|
| 80° | Option |
| 90° | Standard |
| 100° | Option |


Rear wheel position



Select the appropriate setting for the rear wheels. The shorter the wheelbase is, the more active the wheelchair becomes and the risk of tipping over gets larger. Anti-tip aids are recommended in that case. Normally the wheels are positioned according to the frame size.

| | |
|----|--------|
| S | Option |
| M | Option |
| L | Option |
| XL | Option |

Wheel options



- Rear wheels with airless tires

| |
|-------------|
| 60.002.0010 |
|-------------|
- Rear wheels with black marathon plus tires, *in combination with air tires*

| |
|-------------|
| 60.002.0090 |
|-------------|
- ① Spinergy wheels

| | |
|-------|-------------|
| Red | 60.002.0015 |
| Black | 60.002.0015 |
| White | 60.002.0015 |

Not available in combination with hub locking brake, drum brakes or one arm drive
- ② Camber, *not in combination with hub locking brake, drum brakes or one arm drive*

| | |
|----|-------------|
| 3° | 60.002.0080 |
| 6° | 60.002.0080 |
- ③ Steel hand rim


| | |
|------|-------------|
| Pair | 60.002.0070 |
| | 60.002.0060 |
| | 60.002.0050 |
- ④ Maxgrepp original hand ring, with rubber cover
- ⑤ Maxgrepp Ergo Para CP hand ring
- ⑥ Rear wheels with drum brakes

| |
|-------------|
| 60.002.0025 |
|-------------|
- ⑦ Rear wheels with hub locking brake

| |
|-------------|
| 60.002.0020 |
|-------------|
- ⑧ One arm drive, *only in combination with standard wheels*

| |
|-------------|
| 60.002.0030 |
|-------------|

Accessories



- ① Table tray, *is delivered with LCEV backrest*

| 35 | 38 | 40 | 42 | 45 | 48 |
|-------------|-------------|-------------|-------------|-------------|-------------|
| 32.069.0235 | 32.069.0238 | 32.069.0240 | 32.069.0242 | 32.069.0245 | 32.069.0248 |
- ② Push handles standard

| | |
|------|-------------|
| Pair | 32.069.0080 |
|------|-------------|
- ③ Push handles 7 cm extended

| | |
|------|-------------|
| Pair | 32.069.0090 |
|------|-------------|
- ④ Push handles quick release height adjustable, *is delivered with LCEV backrest*

| | |
|------|-------------|
| Pair | 32.070.0167 |
|------|-------------|
- ⑤ Anti-tip rolls

| S - M | L | XL 54 | XL 57 |
|-----------|-----------|-----------|-----------|
| 32.069.68 | 32.069.69 | 32.069.70 | 32.069.71 |

Please select the size which corresponds with the seat height and frame size chosen on page 1

| | |
|-------|--|
| Right | |
| Left | |
- ⑥ Anti-tip / tip aid combination, swing away

| | |
|-------|-------------|
| Right | 32.070.0162 |
| Left | 32.070.0162 |

| | |
|-------|-------------|
| Right | 32.070.0165 |
| Left | 32.070.0166 |
- ⑦ Tip aid

| | |
|-------|-----------|
| Right | 32.069.72 |
| Left | 32.069.72 |

Accessories



| | | |
|---------------------------|-------------|-------------|
| ⑧ Spoke guard transparent | | |
| 22" | 24" | 26" |
| 02.066.1014 | 02.066.1015 | 02.066.1017 |

Other spoke guards on request



⑨ Foot guide

| | | |
|-------|-------|-------------|
| Small | Right | 32.069.95 |
| Small | Left | 32.069.96 |
| Large | Right | 32.070.0040 |
| Large | Left | 32.070.0041 |



⑩ Brake lever extension (6 cm)

| | |
|-------|-------------|
| Right | 30.100.5030 |
| Left | 30.100.5030 |



⑪ Frame reinforcement kit, *Needed when e-fix or similar systems are mounted. Only in combination with anti-tip swing away, not with anti-tip rolls or tip aid.*

| | |
|--|-----------|
| | 32.065.68 |
|--|-----------|

Vehicle tie-down kit, *fixed attachment points for chair transport. Frame reinforcement kit is included*

| | | | | | |
|-------------|-------------|-------------|-------------|-------------|-------------|
| 35 | 38 | 40 | 42 | 45 | 48 |
| 32.070.0501 | 32.070.0502 | 32.070.0503 | 32.070.0503 | 32.070.0504 | 32.070.0505 |



⑫ Seat depth and footrest quick adjustment kit, *10 clamps with bolt, 4 screws*

| | |
|--|-------------|
| | 60.004.0020 |
|--|-------------|

Remarks