

LEVO Dealer:

Date:

Dealer reference / Client name:

Anglikerstrasse 20  
CH-5610 Wohlen  
Phone: +41 56 618 44 11  
Fax: +41 56 618 44 10  
e-mail: office@levo.ch


Order number:

Standard configuration 60.001.7310

- M/E Wheelchair: Manual driving, seating and powered standing
- Seat plate and backrest upholstery
- Flip-up armrests
- Armrest height and armrest angle adjustable
- Armrests round with built-in rocker switch
- Fold down backrest
- Standard color: white
- Detail color: carmine red
- Easy transfer or two-piece flip-up footrest
- Rear wheels LEVO Active compl. black air tires
- Batteries and battery charger
- Chest strap and sports or extra stable knee support with wedge



### Anthropometric Data



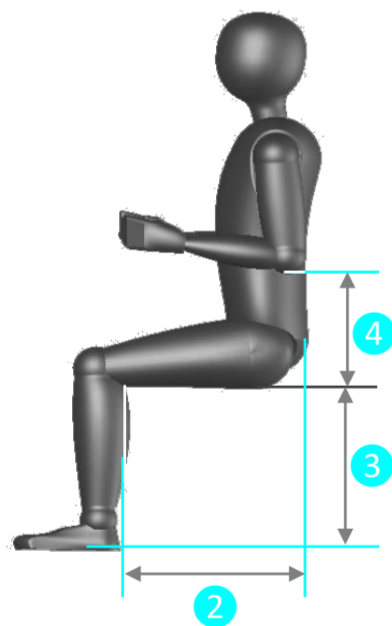
#### 1 Hip width

Please check the correct box according to the measured hip width in a sitting position:

35 cm  48 cm

Seat width:

35 cm	Option
38 cm	Option
40 cm	Option
42 cm	Option
45 cm	Option
48 cm	Option
50 cm	Option



#### 2 Upper leg length

There are three seat frame sizes available for the Summit: S, M and L. The upper leg length determines which frame size and which armrest size to choose for the wheelchair.

Please fill in the measured upper leg length:

40 cm  63 cm

Example:

Upper leg length 43 cm  
- 6 cm  
Seat upholstery depth 37 cm

Seat upholstery depth:

35 cm	Option
37 cm	Option
39 cm	Option
41 cm	Option
43 cm	Option
45 cm	Option
47 cm	Option
49 cm	Option
51 cm	Option
53 cm	Option
55 cm	Option

#### 3 Lower leg length

The lower leg length determines the footrest position and the seat height of the wheelchair. The seat height determines the wheel size and with that the total height of the wheelchair.

Please fill in the measured lower leg length:

Lower leg length:  cm

Please check the desired seat height and footrest position, measured from the seat upholstery (without the seat cushion).

Footrest position:

SH 48	36 cm	Option
SH 50	38 cm	Option
SH 52	40 cm	Option
SH 54	42 cm	Option
	44 cm	Option
	46 cm	Option
	48 cm	Option
	50 cm	Option

Please measure the anthropometric data as shown. If possible, the user should be in a sitting position and wearing shoes.

Y-cable

Second control option

It is not possible to combine toggle with rocker switch and the other way round.

Stand-up operation with toggle/rocker switch

Hand control

Dual switch for table tray control, table tray not included

<input type="checkbox"/>
<input type="checkbox"/>
<input type="checkbox"/>

4 Elbow height

Standard armrest height is 18 cm


18 cm  30 cm

Wheels

Floor to seat height in the front, measured without seat cushion

Seat height ▶	48	50	52	54	Seat height ▶	48	50	52	54
	22"	22"	22"	X		4"	4"	4"	4"
Rear wheels ▶	24"	24"	24"	24"	Front wheels ▶	5"	5"	5"	5"
	X	26"	26"	26"		X	6"	6"	6"

Armrest



Armrest round

<input type="checkbox"/>	Standard
--------------------------	----------

Stand-up operation with rocker switch

<input type="checkbox"/>	Standard
--------------------------	----------

Stand-up operation with toggle switch

<input type="checkbox"/>	60.007.0060
--------------------------	-------------

Hand control

<input type="checkbox"/>	60.007.0080
--------------------------	-------------

Dual switch for table tray control, table tray not included

<input type="checkbox"/>	60.007.0015
--------------------------	-------------

Swing-away chest support

D		
27 cm	<input type="checkbox"/>	60.005.7040
32 cm	<input type="checkbox"/>	60.005.7041
37 cm	<input type="checkbox"/>	60.005.7042

Rotatable to the side and flip-up, for increased safety feeling.

Distance "D" between backrest tube and the beginning of radius, see photo

Stand-up operation

<input type="checkbox"/>	Right	Standard
<input type="checkbox"/>	Left	Option

Frame color

Traffic white

RAL: 9016	<input type="checkbox"/>	Standard
-----------	--------------------------	----------

Traffic black

RAL: 9017	<input type="checkbox"/>	Option
-----------	--------------------------	--------

Metallic colors on request

Met.: _____	<input type="checkbox"/>	60.008.0020
-------------	--------------------------	-------------

Other RAL colors on request

RAL: _____	<input type="checkbox"/>	60.008.0010
------------	--------------------------	-------------

Detail color

Carmine red

RAL: 3002	<input type="checkbox"/>	Standard
-----------	--------------------------	----------

Pure orange

RAL: 2004	<input type="checkbox"/>	Option
-----------	--------------------------	--------

Melon yellow

RAL: 1028	<input type="checkbox"/>	Option
-----------	--------------------------	--------

Light blue

RAL: 5012	<input type="checkbox"/>	Option
-----------	--------------------------	--------

Signal blue

RAL: 5005	<input type="checkbox"/>	Option
-----------	--------------------------	--------

Traffic purple

RAL: 4006	<input type="checkbox"/>	Option
-----------	--------------------------	--------

Black

	<input type="checkbox"/>	Option
--	--------------------------	--------

Metallic colors on request

Mét.: _____	<input type="checkbox"/>	60.008.0220
-------------	--------------------------	-------------

Reflex colors on request

Reflex: _____	<input type="checkbox"/>	60.008.0230
---------------	--------------------------	-------------

Other RAL colors on request

RAL: _____	<input type="checkbox"/>	60.008.0210
------------	--------------------------	-------------

Backrest

Standard sling backrest height

32 cm	<input type="checkbox"/>	Standard
34 cm	<input type="checkbox"/>	Option
36 cm	<input type="checkbox"/>	Option
38 cm	<input type="checkbox"/>	Option
40 cm	<input type="checkbox"/>	Option

Backrest extension

42 cm	<input type="checkbox"/>	60.009.0160
44 cm	<input type="checkbox"/>	60.009.0160
46 cm	<input type="checkbox"/>	60.009.0160
48 cm	<input type="checkbox"/>	60.009.0160
50 cm	<input type="checkbox"/>	60.009.0160

V-Trak backrests

<input type="checkbox"/>	Option
--------------------------	--------

without backrest

<input type="checkbox"/>	60.109.7310
--------------------------	-------------

Backrest angle

Active

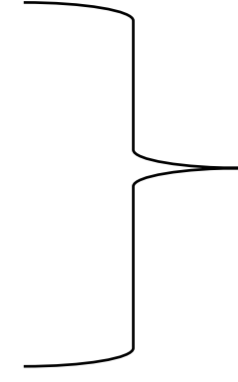
81°	<input type="checkbox"/>	Option
84°	<input type="checkbox"/>	Option
87°	<input type="checkbox"/>	Option
90°	<input type="checkbox"/>	Standard
93°	<input type="checkbox"/>	Option
96°	<input type="checkbox"/>	Option

Passive

Seat cushion with memory foam depending on the seat depth and seat width

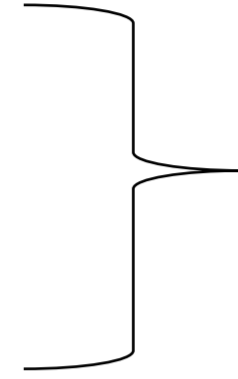


Seat width ▶	35	38	40	42	45	48	50
Seat cushion depth ▼							
S	30.100.3740	30.100.3770	30.100.3780	30.100.3790	30.100.3800	30.100.3802	30.100.3803
M	30.100.3822	30.100.3820	30.100.3830	30.100.3840	30.100.3850	30.100.3855	30.100.3856
L	30.100.3857	30.100.3860	30.100.3870	30.100.3880	30.100.3890	30.100.3900	30.100.3902
XL	30.100.3907	30.100.3910	30.100.3920	30.100.3930	30.100.3940	30.100.3950	30.100.3956



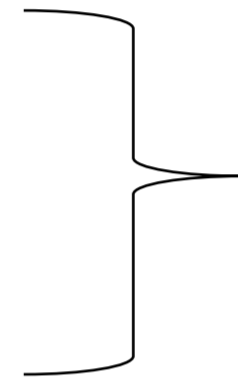
Additional seat cushion cover

Seat width ▶	35	38	40	42	45	48	50
Seat cushion depth ▼							
S	30.100.3741	30.100.3771	30.100.3781	30.100.3791	30.100.3801	30.100.3804	30.100.3805
M	30.100.3823	30.100.3821	30.100.3831	30.100.3841	30.100.3851	30.100.3854	30.100.3953
L	30.100.3858	30.100.3861	30.100.3871	30.100.3881	30.100.3891	30.100.3901	30.100.3903
XL	30.100.3908	30.100.3911	30.100.3921	30.100.3931	30.100.3941	30.100.3951	30.100.3957



Urin proof seat cushion cover

Seat width ▶	35	38	40	42	45	48	50
Seat cushion depth ▼							
S	30.100.3743	on request	on request	on request	on request	on request	on request
M	30.100.3824	30.100.3864	on request	on request	on request	on request	on request
L	on request	30.100.3863	30.100.3873	on request	30.100.3892	on request	on request
XL	on request	on request	on request	on request	on request	on request	on request



without seat cushion



Headrest



- V-Trak headrest on request
- ① V-Trak headrest standard, *only in combination with V-Trak Axxis backrest*
- ② V-Trak headrest winged, *only in combination with V-Trak Axxis backrest*
- Track extension for V-Trak head support, for V-Trak 60 and 80 cm

	02.067.116
	02.067.117
	02.009.0028

Lateral supports and hardware

- V-Trak lateral supports on request
- V-Trak lateral support, pad and cover
- V-Trak lateral support, pad and cover

Medium	Right		32.068.0030
Medium	Left		32.068.0040
Large	Right		32.068.0010
Large	Left		32.068.0020

Knee support




- ① Knee support extra strong
- ① Sports knee support
- ② Rectangular knee wedge
- ③ Conical knee wedge, *gives more support, in particular with spasticity*

	60.011.0010
	Option
50x100	Option
60x100	Option
80x100	Option
50x150	Option
80x150	Option
50-100x100	60.011.0020
90-140x100	60.011.0020
130-180x100	60.011.0020

LEVO®

Footrest



- ① Easy transfer foot plate, *foot plate is closer to the floor which makes transfers easier*
- Two-piece flip-up footrest
- ② One piece footrest, flip-up backwards
- ③ Footrest height adapter

20 cm	Option
26 cm	60.003.0130
	Option
	60.003.0050
For seat width 38, 45, 48	60.003.0070
For seat width 40 and 42 cm	60.003.0080

*For users with short lower leg length. Footrest will be 3 cm narrower than the seat width.*

Non-slip footrest surface	60.003.0040
---------------------------	-------------

**Foot plate angle**

80°	<input type="checkbox"/>	Option
90°	<input type="checkbox"/>	Standard
100°	<input type="checkbox"/>	Option

**Rear wheel position**

Select the appropriate setting for the rear wheels. The shorter the wheelbase is, the more active the wheelchair becomes and the risk of tipping is greater. Anti-tip aids are recommended in that case. Normally the wheels are positioned according to the frame size.

Active	<input type="checkbox"/>	Option
Standard	<input type="checkbox"/>	Option
Passive	<input type="checkbox"/>	Option

**Wheel options**



Rear wheels with airless tires  
Rear wheels with black marathon plus tires, in combination with air tires only available for 22" & 24" wheels

① Spinergy wheels	<input type="checkbox"/>	60.002.0010
	<input type="checkbox"/>	60.002.0090
② Camber	Red	<input type="checkbox"/> 60.002.0015
	Black	<input type="checkbox"/> 60.002.0015
	White	<input type="checkbox"/> 60.002.0015
Steel hand rim	2°	<input type="checkbox"/> 60.002.0081
	4°	<input type="checkbox"/> 60.002.0082
	<input type="checkbox"/>	60.002.0070

**Accessories**




Table Tray

35	38 - 40	42 - 50
<input type="checkbox"/>	<input type="checkbox"/>	<input type="checkbox"/>
32.070.0115	32.070.0116	32.070.0117

① Push handles	Pair	<input type="checkbox"/>	32.073.0041
② Anti-tip rolls	Right	<input type="checkbox"/>	32.073.0031
	Left	<input type="checkbox"/>	32.073.0031
③ Anti-tip / tip aid combination, swing away		22" & 24":	<input type="checkbox"/> 32.073.0032
		26":	<input type="checkbox"/> 32.073.0032
		Right	<input type="checkbox"/> 32.073.0033
		Left	<input type="checkbox"/> 32.073.0033
④ Spoke guard transparent	Pair	<input type="checkbox"/>	
⑤ Brake lever extension (6 cm)	Right	<input type="checkbox"/>	30.100.5030
	Left	<input type="checkbox"/>	30.100.5030
Knee support height adapter for Sports knee support Knee support height adapter for extra strong knee support	Pair	<input type="checkbox"/>	32.073.0010
	Pair	<input type="checkbox"/>	32.073.0020
⑥ Seat depth and footrest quick adjustment kit, only in combination with seat depth M and L		<input type="checkbox"/>	60.004.0020
Outrigger for seat inclination		<input type="checkbox"/>	30.104.6570
Tie-down kit for transportation		<input type="checkbox"/>	32.073.0050

**Remarks**