

LEVO Dealer:

Date:

Dealer reference / Client name:

Anglikerstrasse 20
CH-5610 Wohlen
Phone: +41 56 618 44 11
Fax: +41 56 618 44 10
e-mail: office@levo.ch

Order number:


Standard configuration

60.001.6910

- Transport dimensions: width 64 cm, length 98 cm, height 50 cm (incl. footplate)
- M/M Wheelchair: manual driving, sitting and standing
- Seat plate and backrest upholstery
- Fold down backrest and angle adjustable
- One hand operated right or left with gas springs
- Standard colors: platinum, red, yellow, blue or black
- Two-piece flip-up footrest
- Legrest not removable
- Pneumatic rear wheels and pump
- Chest strap and knee support with wedge



Anthropometric Data



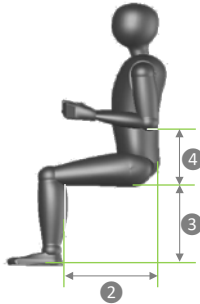
1 Hip width

Please check the correct box according to the measured hip width in a sitting position:

35 cm 48 cm

Seat width:

35 cm	Option
38 cm	Option
40 cm	Option
42 cm	Option
45 cm	Option
48 cm	60.004.6910



2 Upper leg length

There are two seat frame sizes available for the LAE: S - M and L - XL. The upper leg length determines which frame size and which armrest size to choose for the wheelchair.

Please fill in the measured upper leg length:

35 cm 62,2 cm

Example:

Upper leg length 35 cm
 - 6 cm
Seat upholstery depth 29.0 cm

Seat upholstery depth:

S-M Frame	29.0 cm	Option
	31.2 cm	Option
	33.4 cm	Option
	35.6 cm	Option
	37.8 cm	Option
L-XL Frame	40.0 cm	Option
	43.0 cm	Option
	45.2 cm	Option
	47.4 cm	Option
	49.6 cm	Option
	51.8 cm	Option
	54.0 cm	Option

3 Lower leg length

The lower leg length determines the footrest position and the seat height of the wheelchair. The seat height determines the wheel size and with that the total height of the wheelchair.

Please fill in the measured lower leg length:

36 cm 56 cm

Please check the desired seat height and footrest position, under consideration of the seat cushion thickness.

Example:

Lower leg length 51 cm
Seat cushion height - 3 cm
Footrest position 48 cm

Footrest position:

Seat height 48	36 cm	Option
	38 cm	Option
	40 cm	Option
	42 cm	Option
	44 cm	Option
Seat height 51	46 cm	Option
	48 cm	Option
	50 cm	Option
	52 cm	Option
	54 cm	Option
Seat height 54	56 cm	Option
Seat height 57		

Now you may choose between seat height 51, 54 or 57 cm

Please measure the anthropometric data as shown. If possible, the user should be in a sitting position and wearing shoes.

Wheels and position

Floor to seat height in the front, measured without seat cushion

Rear wheel 22", castor 5"	48 cm	<input type="checkbox"/>	Option
Rear wheel 24", castor 5"	51 cm	<input type="checkbox"/>	Standard
Rear wheel 24", castor 5"	54 cm	<input type="checkbox"/>	Option
Rear wheel 26", castor 6"	57 cm	<input type="checkbox"/>	60.004.0010

User weight

The weight of the user determines the gas spring force. The maximum user weight is 120 kilograms. Please fill in the box.

For user weight 40 - 60 kg (88 - 132 lbs), standard for seat depth S	400 N	<input type="checkbox"/>	Option
For user weight 60 - 80 kg (132 - 176 lbs), standard for seat depth M	500 N	<input type="checkbox"/>	Option
For user weight 80 - 100 kg (176 - 220 lbs), standard for seat depth L	600 N	<input type="checkbox"/>	Option
For user weight 100 - 120 kg (220 - 264 lbs), standard for seat depth XL	700 N	<input type="checkbox"/>	Option

Frame color

Platinum
Red
Yellow
Blue
Black

<input type="checkbox"/>	Standard
<input type="checkbox"/>	Option
<input type="checkbox"/>	Option
<input type="checkbox"/>	Option
<input type="checkbox"/>	Option

Blue metallic
Green metallic
Red metallic
Silver metallic

<input type="checkbox"/>	60.008.0020
<input type="checkbox"/>	60.008.0020
<input type="checkbox"/>	60.008.0020
<input type="checkbox"/>	60.008.0020

Orange reflex
Lemon reflex
Silver reflex

<input type="checkbox"/>	60.008.0030
<input type="checkbox"/>	60.008.0030
<input type="checkbox"/>	60.008.0030

Aluminium polished

<input type="checkbox"/>	60.008.0050
--------------------------	-------------

Traffic white

RAL: **9016**

<input type="checkbox"/>	60.008.0010
--------------------------	-------------

Other RAL color

RAL: _____

<input type="checkbox"/>	60.008.0010
--------------------------	-------------

Stand-up operation

Right
Left

<input type="checkbox"/>	Standard
<input type="checkbox"/>	Option

Armrest color

Black

<input type="checkbox"/>	Standard
--------------------------	----------

Other armrest colors on request

Backrest

Standard sling backrest height

31 cm
33 cm
35 cm
37 cm
39 cm
41 cm

<input type="checkbox"/>	Standard
<input type="checkbox"/>	Option
<input type="checkbox"/>	Option
<input type="checkbox"/>	Option
<input type="checkbox"/>	Option
<input type="checkbox"/>	Option

V-Trak Axxis reduced height backrest, height 31 cm

<input type="checkbox"/>	60.009.0070
--------------------------	-------------

V-Trak Axxis low backrest, height 40 cm

<input type="checkbox"/>	60.009.0050
--------------------------	-------------

V-Trak Axxis high backrest, height 61 cm

<input type="checkbox"/>	60.009.0060
--------------------------	-------------

Without backrest, be aware net price is lower after discount

<input type="checkbox"/>	60.109.6810
--------------------------	-------------

Backrest options

Backrest extension 15 cm, for standard backrest

Seat width ►	35	38	40	42	45	48
Height ▼						
15 cm	32.064.1735	32.064.1738	32.064.1740	32.064.1742	32.064.1745	32.065.1748

V-Trak backrest extension, 20 cm/8"

<input type="checkbox"/>	32.069.99
--------------------------	-----------

Backrest angle

85°
90°
95°

<input type="checkbox"/>	Option
<input type="checkbox"/>	Standard
<input type="checkbox"/>	Option

Seat cushion with memory foam depending on the seat depth and seat width



Seat width ▶	35	38	40	42	45	48
Seat depth ▼						
S	30.100.3740	30.100.3770	30.100.3780	30.100.3790	30.100.3800	30.100.3802
M	30.100.3822	30.100.3820	30.100.3830	30.100.3840	30.100.3850	30.100.3855
L	30.100.3857	30.100.3860	30.100.3870	30.100.3880	30.100.3890	30.100.3900
XL	30.100.3907	30.100.3910	30.100.3920	30.100.3930	30.100.3940	30.100.3950

Additional seat cushion cover

Seat width ▶	35	38	40	42	45	48
Seat depth ▼						
S	30.100.3741	30.100.3771	30.100.3781	30.100.3791	30.100.3801	30.100.3804
M	30.100.3823	30.100.3821	30.100.3831	30.100.3841	30.100.3851	30.100.3854
L	30.100.3858	30.100.3861	30.100.3871	30.100.3881	30.100.3891	30.100.3901
XL	30.100.3908	30.100.3911	30.100.3921	30.100.3931	30.100.3941	30.100.3951

Urin proof seat cushion cover

Seat width ▶	35	38	40	42	45	48
Seat depth ▼						
S	30.100.3743	on request	on request	on request	on request	on request
M	30.100.3824	30.100.3864	on request	on request	on request	on request
L	on request	30.100.3863	30.100.3873	on request	30.100.3892	on request
XL	on request	on request	on request	on request	on request	on request

Headrest



- ① V-Trak headrest standard, *only in combination with V-Trak Axxis backrest*
 - ② V-Trak headrest winged, *only in combination with V-Trak Axxis backrest*
- Track extension for V-Trak head support, for V-Trak 60 and 80 cm

	02.067.116
	02.067.117
	02.009.0028

Lateral supports and hardware




V-Trak lateral support, pad and cover

Medium	Right		32.068.0030
Medium	Left		32.068.0040

V-Trak lateral support, pad and cover

Large	Right		32.068.0010
Large	Left		32.068.0020

Knee support



- ① Rectangular knee wedge

	Standard
--	----------

50x100	Option
60x100	Option
80x100	Option
50x150	Option
80x150	Option

- ② Conical knee wedge, *gives more support, in particular with spasticity*

50-100x100	60.011.0020
90-140x100	60.011.0020
130-180x100	60.011.0020



- ③ Sports knee support

	60.011.0050
--	-------------



- ④ Rigid knee support

Size S (10 - 12 cm)	60.011.0060
Size M (14 - 16 cm)	60.011.0060

Footrest



Two-piece flip-up footrest

	Standard
--	----------

- ① One piece footrest, fixed

	Option
--	--------

Footrest



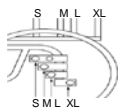
- ② One piece footrest, flip-up backwards,
not in combination with footrest height adapter 60.003.0050
 - ③ Footrest height adapter For seat width 38, 45, 48 60.003.0070
For seat width 40 and 42 cm* 60.003.0080
- For users with short lower leg length. Footrest will be 3 cm narrower than the seat width.
Only possible with one piece fixed footrest.
- ④ Easy transfer foot plate, *foot plate is closer to the floor which makes transfers easier* 20 cm 60.003.0120
26 cm 60.003.0130
- Legrest removable for transport 60.003.0060
- Non-slip footrest surface 60.003.0040

Foot plate angle

Foot plate is adjustable in all three angles.

80°	<input type="checkbox"/>	Option
90°	<input type="checkbox"/>	Standard
100°	<input type="checkbox"/>	Option


Rear wheel position



Select the appropriate setting for the rear wheels. The shorter the wheelbase is, the more active the wheelchair becomes and the risk of tipping over gets larger. Anti-tip aids are recommended in that case. Normally the wheels are positioned according to the frame size.

S	<input type="checkbox"/>	Option
M	<input type="checkbox"/>	Option
L	<input type="checkbox"/>	Option
XL	<input type="checkbox"/>	Option

Wheel options



- Rear wheels with airless tires 60.002.0010
- Rear wheels with black marathon plus tires, *in combination with air tires* 60.002.0090
- ① Spinergy wheels **Red** 60.002.0015
Black 60.002.0015
White 60.002.0015
Not available in combination with hub locking brake, drum brakes or one arm drive
- ② Camber, *not in combination with hub locking brake, drum brakes or one arm drive* **3°** 60.002.0080
6° 60.002.0080
- ③ Steel hand rim **Pair** 60.002.0070
- ④ Maxgrepp original hand ring, with rubber cover 60.002.0060
- ⑤ Maxgrepp Ergo Para CP hand ring 60.002.0050
- ⑥ Rear wheels with drum brakes 60.002.0025
- ⑦ Rear wheels with hub locking brake 60.002.0020
- ⑧ One arm drive, *only in combination with standard wheels* 60.002.0030

Accessories



- ① Table tray, *is delivered with LCEV backrest*
- | | | | | | | |
|--|--------------------------|--------------------------|--------------------------|--------------------------|--------------------------|--------------------------|
| | 35 | 38 | 40 | 42 | 45 | 48 |
| | <input type="checkbox"/> | <input type="checkbox"/> | <input type="checkbox"/> | <input type="checkbox"/> | <input type="checkbox"/> | <input type="checkbox"/> |
| | 32.069.0235 | 32.069.0238 | 32.069.0240 | 32.069.0242 | 32.069.0245 | 32.069.0248 |
- ② Push handles standard **Pair** 32.069.0080
 - ③ Push handles 7 cm extended **Pair** 32.069.0090
 - ④ Push handles quick release height adjustable, *is delivered with LCEV backrest* **Pair** 32.070.0167
 - ⑤ Anti-tip rolls
- | | | | | |
|--|--------------------------|--------------------------|--------------------------|--------------------------|
| | S - M | L | XL 54 | XL 57 |
| | <input type="checkbox"/> | <input type="checkbox"/> | <input type="checkbox"/> | <input type="checkbox"/> |
| | 32.069.68 | 32.069.69 | 32.069.70 | 32.069.71 |
- Please select the size which corresponds with the seat height and frame size chosen on page 1*
- ⑥ Anti-tip / tip aid combination, swing away **Right**
Left
 - XL-Adapter, *needed for rear wheel position XL* **Right** 32.070.0162
Left 32.070.0162
 - XL-Adapter, *needed for rear wheel position XL* **Right** 32.070.0165
Left 32.070.0166
 - ⑦ Tip aid **Right** 32.069.72
Left 32.069.72

Accessories



⑧ Spoke guard transparent		
22"	24"	26"
02.066.1014	02.066.1015	02.066.1017
<i>Other spoke guards on request</i>		

Pair




⑨ Foot guide

Small	Right		32.069.95
Small	Left		32.069.96
Large	Right		32.070.0040
Large	Left		32.070.0041



⑩ Brake lever extension (6 cm)

Right		30.100.5030
Left		30.100.5030



⑪ Frame reinforcement kit, *Needed when e-fix or similar systems are mounted. Only in combination with anti-tip swing away, not with anti-tip rolls or tip aid.*

	32.065.68
--	-----------

Vehicle tie-down kit, *fixed attachment points for chair transport. Frame reinforcement kit is included*

35	38	40	42	45	48
32.070.0501	32.070.0502	32.070.0503	32.070.0503	32.070.0504	32.070.0505



⑫ Seat depth and footrest quick adjustment kit, *10 clamps with bolt, 4 screws*

	60.004.0020
--	-------------

Remarks