

LEVO Dealer:

Date:

Dealer reference / Client name:

Anglikerstrasse 20
CH-5610 Wohlen
Phone: +41 56 618 44 11
Fax: +41 56 618 44 10
e-mail: office@levo.ch

Order number:


Standard configuration

60.001.7310

- M/E Wheelchair: Manual driving, seating and powered standing
- Seat plate and backrest upholstery
- Flip-up armrests
- Armrest height and armrest angle adjustable
- Armrests round with built-in rocker switch
- Fold down backrest
- Standard color: white
- Detail color: carmine red
- Easy transfer or two-piece flip-up footrest
- Rear wheels LEVO Active compl. black air tires
- Batteries and battery charger
- Chest strap and sports or extra stable knee support with wedge



Anthropometric Data



1 Hip width

Please check the correct box according to the measured hip width in a sitting position:

35 cm 48 cm

Seat width:

35 cm	<input type="checkbox"/>	Option
38 cm	<input type="checkbox"/>	Option
40 cm	<input type="checkbox"/>	Option
42 cm	<input type="checkbox"/>	Option
45 cm	<input type="checkbox"/>	Option
48 cm	<input type="checkbox"/>	Option
50 cm	<input type="checkbox"/>	Option

1

2 Upper leg length

There are three seat frame sizes available for the Summit: S, M and L. The upper leg length determines which frame size and which armrest size to choose for the wheelchair.

Please fill in the measured upper leg length:

40 cm 63 cm

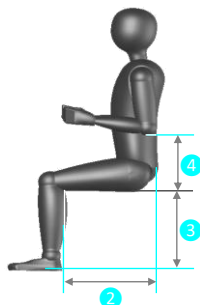
Example:

Upper leg length 43 cm
- 6 cm
Seat upholstery depth 37 cm



Seat upholstery depth:

35 cm	<input type="checkbox"/>	Option
37 cm	<input type="checkbox"/>	Option
39 cm	<input type="checkbox"/>	Option
41 cm	<input type="checkbox"/>	Option
43 cm	<input type="checkbox"/>	Option
45 cm	<input type="checkbox"/>	Option
47 cm	<input type="checkbox"/>	Option
49 cm	<input type="checkbox"/>	Option
51 cm	<input type="checkbox"/>	Option
53 cm	<input type="checkbox"/>	Option
55 cm	<input type="checkbox"/>	Option



2

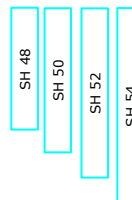
3 Lower leg length

The lower leg length determines the footrest position and the seat height of the wheelchair. The seat height determines the wheel size and with that the total height of the wheelchair.

Please fill in the measured lower leg length:

Lower leg length: cm

Please check the desired seat height and footrest position, measured from the seat upholstery (without the seat cushion).



Footrest position:

36 cm	<input type="checkbox"/>	Option
38 cm	<input type="checkbox"/>	Option
40 cm	<input type="checkbox"/>	Option
42 cm	<input type="checkbox"/>	Option
44 cm	<input type="checkbox"/>	Option
46 cm	<input type="checkbox"/>	Option
48 cm	<input type="checkbox"/>	Option
50 cm	<input type="checkbox"/>	Option

4 Elbow height

Standard armrest height is 18 cm

18 cm 30 cm

Please measure the anthropometric data as shown. If possible, the user should be in a sitting position and wearing shoes.

Wheels

Floor to seat height in the front, measured without seat cushion

Seat height ▶	48	50	52	54	Seat height ▶	48	50	52	54
Rear wheels ▶	22"	22"	22"	X	Front wheels ▶	4"	4"	4"	4"
	24"	24"	24"	24"		5"	5"	5"	5"
	X	26"	26"	26"		X	6"	6"	6"

Armrest



Armrest round

Swing-away chest support

Rotatable to the side and flip-up, for increased safety feeling.

Distance "D" between backrest tube and the beginning of radius, see photo

D	
27 cm	60.005.7040
32 cm	60.005.7041
37 cm	60.005.7042

Stand-up operation Up to two options are possible. It is not possible to combine rocker and toggle switches.

Stand-up operation with rocker switch

Stand-up operation with toggle switch

Hand control

Dual switch for table tray control, table tray not included

Right	Standard
Left	Option
Right	60.007.0060
Left	60.007.0060
	60.007.0080
	60.007.0015

Second control (optional):

Hand control

Dual switch for table tray control, table tray not included

Y-Cable Needed for dual control option

	60.007.0080
	60.007.0015
	31.730.0310

Frame color

Traffic white

Traffic black

Metallic colors on request

Other RAL colors on request

RAL: 9016	Standard
RAL: 9017	Option
Met.: _____	60.008.0020
RAL: _____	60.008.0010

Detail color

Carmine red

Pure orange

Melon yellow

Light blue

Signal blue

Traffic purple

Black

Metallic colors on request

Reflex colors on request

Other RAL colors on request

RAL: 3002	Standard
RAL: 2004	Option
RAL: 1028	Option
RAL: 5012	Option
RAL: 5005	Option
RAL: 4006	Option
	Option
Met.: _____	60.008.0220
Reflex: _____	60.008.0230
RAL: _____	60.008.0210

Backrest

Standard sling backrest height

Backrest extension

V-Trak backrests

Without backrest

32 cm	Standard
34 cm	Option
36 cm	Option
38 cm	Option
40 cm	Option
42 cm	60.009.0160
44 cm	60.009.0160
46 cm	60.009.0160
48 cm	60.009.0160
50 cm	60.009.0160
	Option
	60.109.7310

Backrest angle

Active

Passive

81°	Option
84°	Option
87°	Option
90°	Standard
93°	Option
96°	Option

Seat cushion with memory foam depending on the seat depth and seat width



Seat width ▶	35	38	40	42	45	48	50
Seat cushion depth ▼							
S	30.100.3740	30.100.3770	30.100.3780	30.100.3790	30.100.3800	30.100.3802	30.100.3803
M	30.100.3822	30.100.3820	30.100.3830	30.100.3840	30.100.3850	30.100.3855	30.100.3856
L	30.100.3857	30.100.3860	30.100.3870	30.100.3880	30.100.3890	30.100.3900	30.100.3902
XL	30.100.3907	30.100.3910	30.100.3920	30.100.3930	30.100.3940	30.100.3950	30.100.3956

Additional seat cushion cover

Seat width ▶	35	38	40	42	45	48	50
Seat cushion depth ▼							
S	30.100.3741	30.100.3771	30.100.3781	30.100.3791	30.100.3801	30.100.3804	30.100.3805
M	30.100.3823	30.100.3821	30.100.3831	30.100.3841	30.100.3851	30.100.3854	30.100.3953
L	30.100.3858	30.100.3861	30.100.3871	30.100.3881	30.100.3891	30.100.3901	30.100.3903
XL	30.100.3908	30.100.3911	30.100.3921	30.100.3931	30.100.3941	30.100.3951	30.100.3957

Urin proof seat cushion cover

Seat width ▶	35	38	40	42	45	48	50
Seat cushion depth ▼							
S	30.100.3743	on request	on request	on request	on request	on request	on request
M	30.100.3824	30.100.3864	on request	on request	on request	on request	on request
L	on request	30.100.3863	30.100.3873	on request	30.100.3892	on request	on request
XL	on request	on request	on request	on request	on request	on request	on request

without seat cushion

Headrest



- ① V-Trak headrest on request
- ① V-Trak headrest standard, *only in combination with V-Trak Axis backrest*
- ② V-Trak headrest winged, *only in combination with V-Trak Axis backrest*
- Track extension for V-Trak head support, for V-Trak 60 and 80 cm

	02.067.116
	02.067.117
	02.009.0028

Lateral supports and hardware

V-Trak lateral supports on request

V-Trak lateral support, pad and cover

Medium Right
Medium Left

	32.068.0030
	32.068.0040

V-Trak lateral support, pad and cover

Large Right
Large Left

	32.068.0010
	32.068.0020


Knee support



- ① Knee support extra strong
- Sports knee support
- ② Rectangular knee wedge
- ③ Conical knee wedge, *gives more support, in particular with spasticity*

	60.011.0010
	Option
50x100	Option
60x100	Option
80x100	Option
50x150	Option
80x150	Option
50-100x100	60.011.0020
90-140x100	60.011.0020
130-180x100	60.011.0020

Footrest



- ① Easy transfer foot plate, *foot plate is closer to the floor which makes transfers easier*
- Two-piece flip-up footrest
- ② One piece footrest, flip-up backwards
- ③ Footrest height adapter

20 cm	Option
26 cm	60.003.0130
	Option
	60.003.0050
	60.003.0070
	60.003.0080

For users with short lower leg length. Footrest will be 3 cm narrower than the seat width.

Non-slip footrest surface

	60.003.0040
--	-------------

Foot plate angle

80°	<input type="checkbox"/>	Option
90°	<input type="checkbox"/>	Standard
100°	<input type="checkbox"/>	Option

Rear wheel position

Select the appropriate setting for the rear wheels. The shorter the wheelbase is, the more active the wheelchair becomes and the risk of tipping is greater. Anti-tip aids are recommended in that case. Normally the wheels are positioned according to the frame size.

Active	<input type="checkbox"/>	Option
Standard	<input type="checkbox"/>	Option
Passive	<input type="checkbox"/>	Option

Wheel options



Rear wheels with airless tires	<input type="checkbox"/>	60.002.0010
Rear wheels with black marathon plus tires, in combination with air tires only available for 22" & 24" wheels	<input type="checkbox"/>	60.002.0090
① Spinergy wheels	Red	<input type="checkbox"/> 60.002.0015
	Black	<input type="checkbox"/> 60.002.0015
	White	<input type="checkbox"/> 60.002.0015
② Camber	2°	<input type="checkbox"/> 60.002.0081
	4°	<input type="checkbox"/> 60.002.0082
Steel hand rim	<input type="checkbox"/>	60.002.0070
Reinforced wheelaxle for auxiliary drives (E-fix/Smartdrive/Wheeldrive)	<input type="checkbox"/>	60.002.0088

Accessories




Table Tray			
35	38 - 40	42 - 50	
<input type="checkbox"/>	<input type="checkbox"/>	<input type="checkbox"/>	
32.070.0115	32.070.0116	32.070.0117	
① Push handles	Pair	<input type="checkbox"/>	32.073.0041
② Anti-tip rolls	Right	<input type="checkbox"/>	32.073.0031
	Left	<input type="checkbox"/>	32.073.0031
③ Anti-tip / tip aid combination, swing away	Right	<input type="checkbox"/>	32.073.0032
	Left	<input type="checkbox"/>	32.073.0032
	Right	<input type="checkbox"/>	32.073.0033
	Left	<input type="checkbox"/>	32.073.0033
④ Spoke guard transparent	Pair	<input type="checkbox"/>	
22"	24"	26"	
<input type="checkbox"/>	<input type="checkbox"/>	<input type="checkbox"/>	
02.066.1014	02.066.1015	02.066.1017	
Other spoke guards on request			
⑤ Brake lever extension (6 cm)	Right	<input type="checkbox"/>	30.100.5030
	Left	<input type="checkbox"/>	30.100.5030
Knee support height adapter for Sports knee support	Pair	<input type="checkbox"/>	32.073.0010
Knee support height adapter for extra strong knee support	Pair	<input type="checkbox"/>	32.073.0020
⑥ Seat depth and footrest quick adjustment kit, only in combination with seat depth M and L	<input type="checkbox"/>	<input type="checkbox"/>	60.004.0020
Outrigger for seat inclination	<input type="checkbox"/>	<input type="checkbox"/>	30.104.6570
Tie-down kit for transportation	<input type="checkbox"/>	<input type="checkbox"/>	32.073.0050

Remarks